



The Right Angle for your Fabrication





ARCHITECTURAL GLAZING SYSTEMS, INC.

Whether your need is for a simple fabricated entrance package or complicated sloped wall, Architectural Glazing Systems, Inc. can provide the fabrication services you require. Founded in the spring of 1992, "AGS" has been assisting companies since then with quality custom fabrication for a variety of projects in both new construction and retrofit of existing buildings. Our abilities run from custom entrances and projected window systems to curtainwall and even fabrication of your own material.

At Architectural Glazing Systems, our fabrication abilities are unique. We are extremely conscientious of the entire project and are expert at problem solving.

AGS will fabricate from any specified materials, or we can supply materials to meet your needs. We manufacture all product lines at our new Avon facility where strict adherence to proper manufacturing guidelines allow us to provide the finest quality products and services to our customers.



We're the Leaders in Custom Fabrication





We work closely with you to ensure that your job runs smoothly and appreciate your needs in the field. When assembling your project, we fabricate metal into modular units so that on-site, the final construction of these units is relatively easy. In this way, AGS can help you save time and money!


Architectural Glazing Systems remains a proud entrepreneurial company with deeply rooted traditions of quality and service. The principals at AGS have many years of experience in metal fabrication, and are aware of the latest developments in technology. With AGS you will deal with concerned, hands-on, conscientious individuals at all times.

Our modern headquarters and fabrication facilities are conveniently located in Avon, Massachusetts where we are able to quickly ship finished, ready to erect, sections to the entire New England area and beyond!

Call us today to discover how we can assist you in making your next job a smooth and profitable experience.

**“We Don’t Just Develop Building Solutions,
We Support You Throughout The Process.”**

Joe Belanger, President





ARCHITECTURAL GLAZING SYSTEMS, INC.

AGS has become a leader in custom fabrication for large or small projects. Our customers have learned that AGS fabricating service results in successful completion of the project for six key reasons.

1. Fabrication Technology

Our fabrication tools are entirely new, state-of-the-art equipment and our in-house craftsmen are the finest in the business. We welcome visitors so you can see for yourself our contemporary equipment and unique capabilities.

2. On Time Delivery



We work with you to assess your needs and give you more control on delivery stages.

3. Last Minute Changes

We give you the opportunity to make last minute changes without effecting the quality of our fabrication. We check every detail from specified colors to accurate mortising because your project is important to us!

4. Modular Construction

On site assembly is made easier and faster for you by fabricating your project into modular sections. Our entrance packages are pre-hung, require no assembly and are ready to install. Likewise, window units can be supplied pre-glazed for faster installation.



We carry a variety of colors and shapes in house but will also fabricate from your materials, or order the exact color and shape you require.





5. Damage Controls

Careful attention to packaging and modular fabrication assures your project will arrive damage-free when delivered by our fleet.

6. Delays Minimized

We work with you to minimize delays. AGS is large enough to handle most fabrication needs in our modern shop, but small enough to give each of our customers the kind of quality service and respect they deserve.



The Right Angle
For Your Fabrication



ALUMINUM ENTRANCE DOORS

Our entrances range from specially reinforced

narrow stile doors to heavy duty wide stile types. At Architectural Glazing Systems, your most unusual entrance projects are handled quickly and precisely. When it comes to custom detailing, our skilled craftsmen are eager to meet your most difficult demands.



These doors all feature an unbeatable combination of strength and durability.


Each door is constructed with a heavy duty reinforcing anchor block which is interlocked, bolted and then welded with a 100% deep penetration weld.

We'll fabricate entrances with special rails and muntins to enhance the building's appearance and tailor the door to specific applications. Add a glazing bead in a complimentary or contrasting color (or finish), or make the entrance two-tone (one to compliment the interior of the building and another to coordinate with the building exterior). We manufacture a

wide variety of standard entrances, however,

our ability to fabricate to your custom specifications is unparalleled.

Doors can also be customized with special push-pull hardware to meet your exacting specifications. Because AGS entrances are fabricated from a wide variety of stiles, it is easy for you to customize your own door!



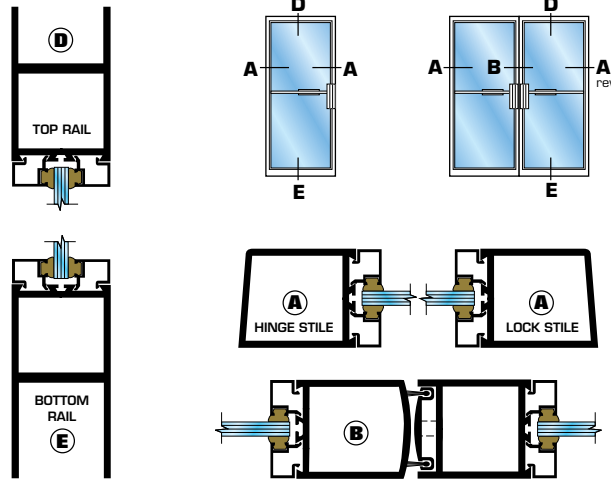
The Basic Three

NARROW STILE Super Strength Series N Door

When you want an inviting entrance with a light open look, specify AGS's Narrow Stile Door. Its attractive slim appearance is backed by AGS's special triple-reinforced welded construction and will give you consistent trouble-free operation in heavy or light traffic areas under all weather conditions.

AGS's Narrow Stile Door is well-suited to meet the demands of any custom hardware installation, or if you prefer, you may also consider the addition of custom colors to create a truly unique entrance.

As with all AGS doors, the Series N door corners are constructed with a heavy duty reinforcing anchor block which is interlocked, bolted and then welded with a 100% deep penetration weld.

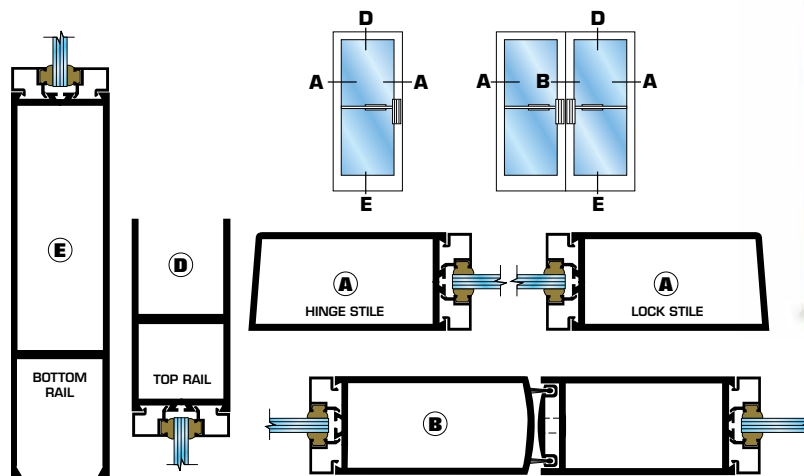


3-1/2" MEDIUM STILE Super Strength Series M Door

AGS's Medium Stile Door, Series M, is the right answer when extra strength is needed to handle the heavy traffic generated by super-markets, schools, and other high population installations.

The Series M door features a 6-13/16" bottom rail. As with all AGS doors, the Series M door corners are constructed with a heavy duty reinforcing anchor block which is interlocked, bolted and then welded with a 100% deep penetration weld. The sturdy construction and wall thickness make this door an ideal choice for center hung hardware operation.

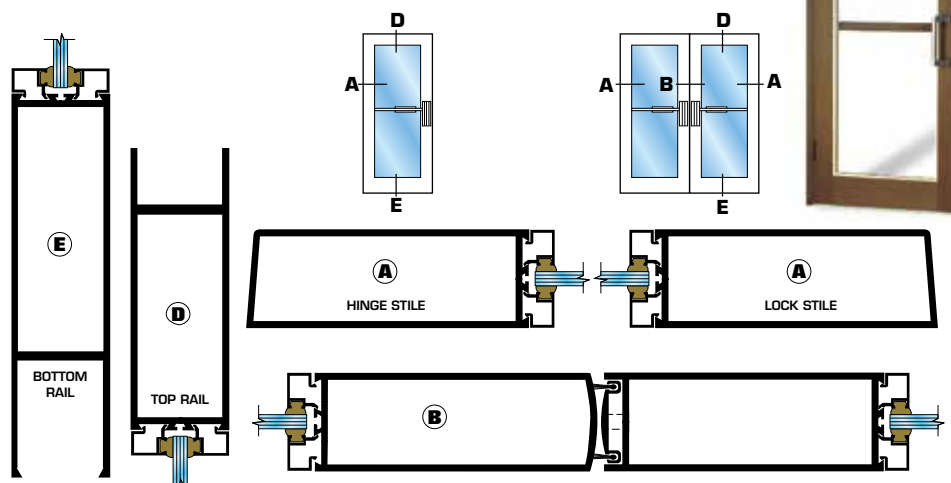
Thick door pile is used on all AGS doors as required for an effective thermal barrier. This is one of the many features that make the AGS door superior for operation under all weather conditions.



5" WIDE STILE Super Strength Series W Door

AGS's Wide Stile Series W Door has the design and construction capabilities to handle the most severe traffic conditions that can be imposed on any entrance door. This entrance complements strong, monumental style buildings. If a lighter appearance is desired in a door, but traffic patterns call for this wide, sturdy door, it is possible to create the illusion of lightness through appropriate color application. Call us for recommendations. We are always happy to assist you with appropriate selections for your specific project.

The corners in the Series W door have the same outstanding construction features as AGS's narrow and medium stile doors. In addition, all AGS doors feature an adjustable nosing that can be moved in or expanded out to permit ease of installation.





ALUMINUM ENTRANCE DOORS

SPECIAL PANELS OR GRIDS & CUSTOM COLORS

When you want distinctive entrances,

AGS's custom color, sizes and detailing can help make your projects notable and profitable.

Radical Reds . . . Vivacious Yellows . . . Brilliant Blues . . . at AGS, custom colors are our specialty. We manufacture entrances in standard finishes (Duranodic, clear, black, and white baked enamel) and an unlimited variety of custom colors!

And when it comes to custom detailing, AGS's skilled craftsmen are eager to meet your latest challenges. We'll fabricate entrances with special muntins and rails to enhance the building's appearance and tailor the door to specific applications.

Likewise, special push-pull hardware can be installed to handle the specific physical or traffic requirements of your entrances. We'll even create subtle or outrageous two-tone effects with special finishes on the glazing beads. All of our doors are fabricated from the three basic sizes making it easy for you to customize your own door! We'll be happy to speak with you about your requirements.



Style A




Style B



Style C



SIGNATURE SERIES



Styles A-F

From contemporary angles to traditional multilight styles, AGS can design your entrance to meet your design requirements. It can be constructed in a variety of colors with complementing or contrasting glass beads and can be further enhanced with a variety of custom hardware for a truly striking entry way.

Depending on traffic requirements and desired aesthetics, these entrances can be manufactured in Narrow, Medium or Wide Stile rails. Our sturdy construction is perfect for high traffic areas.

Style D



Style F



Style E



When it comes to special sizing, our modern factory is furnished with the necessary equipment to efficiently fabricate to your exacting specifications.



Mid-Panel Decoor


The look of vintage apartment buildings, theatres, boutiques and other storefronts can be easily achieved or maintained with the Signature Series. The grids can be customized to meet your specifications and are constructed of welded, non-tubular members for the highest possible quality.

MID-PANEL DOORS

Decoor

AGS's Mid-Panel Decoor is one of the most versatile doors available. It combines the beauty of a light open look with the construction features that enable the Mid-Panel Decoor to handle light or heavy traffic under all weather conditions.

The Decoor is available with the panel installed in the center area as shown left, or it can be adapted to your individual use. The panel may carry a logo for immediate identification or it may carry an original artistic treatment which invites viewers to enter.





SIGNATURE SERIES CONTINUED

Style G With Contrasting Glazing Beads

Dramatic effects are easily achieved with AGS's premium Style G door. The addition of various contrasting glazing beads and beveled glass create an elegant entrance.

Like other AGS doors, you may create your own unique styles by changing the size and shape of the glass opening, by contrasting finishes on the door and glazing beads, or by the addition of custom push/pull hardware.

Style G



Style H



Style I



Style H With 10" Rails

The formidable appearance of the Style H door is achieved by the insertion of a heavy 10" section set into the door at its base and intermediate rail. It is particularly well suited for heavy traffic areas where doors must be manufactured to withstand high impact. It is shown here with AGS's optional mail slot and contrasting clear anodized glazing beads. It can be further customized with alternative hardware.

Style I With Optional Panel Inserts

When your entrance needs to express elegance, the Style I door, with its brass accents and medium as well as dark bronze finish, will do the job. The center area may be constructed with glass or panel inserts.

Just as in the Decodoor, shown above, the "I" Style's panel may carry a logo for immediate identification or it may carry an original artistic treatment.

STOREFRONT & CURTAIN WALL

Architectural Glazing Systems

stocks a large selection of architectural aluminum shapes for immediate shipment. We carry a complete line of storefront extrusions from pressure wall, seamless mullion and flush glaze systems down to division bars, sash, and bar stock - all available in a variety of finishes.

Our fabrication services make it a snap for you to install storefront, pressure wall and ribbon windows whether your project involves new construction or retro-fitting an existing structure.

We work with custom color application experts to match existing building trims and are adept at matching logo colors and unusual colorations. But don't be fooled by the pretty face. Behind each facade is a well constructed enclosure.





The Warmth of Wood . . . The Durability of Aluminum

Sample Wood Grain Finishes for Aluminum shown right. Please Note: The color illustrations shown are as accurate as photography and printing processes allow. Final selection of colors should be made from physical samples.

Other Unique Finishes Available Upon Request

DECORAL® WOOD GRAIN FINISHES



Our Decoral® wood grain finishes can be applied on windows, doors, storefront and trims to make each piece a unique design element. Shown above is our Pacer Series aluminum folding door in a light 9052 Oak finish. As you can see, the addition of the wood grain finishes to aluminum profiles and panels completely changes the look of aluminum. When combined with the Pacer door you've got an instant sidewalk cafe with an old world feel.

Durability

Decoral® utilizes a revolutionary process developed in Europe which has the durability of traditional powder coating. It is

highly resistant to natural weathering like sun, wind, humidity and moisture as well as heat, acids, salts and detergents.

Ease of Maintenance

Our finishes are easily cleaned with a mild detergent and warm water and do not require the maintenance that wood doors need.

Environmentally Friendly

We can give you the look you want without cutting down a single tree. All products used in the finish are totally recyclable, allowing you to introduce your clients to a terrific "green" product.



9052 Oak Assi / DS402

9173 Burlwood

9017 Acacia

9026 Cherry / DS402

9052 Oak Assi / DS403

9173 Burlwood / DS403

9017 Acacia / DS403

9026 Cherry / DS403

9052 Oak Assi / DS409

9053 Douglas / DS402

9017 Acacia / DS406

9061 Cherry Flame / DS403

9052 Oak Assi / DS414

9053 Douglas / DS403

9103 Knotty Pine / DS402

9128 Dark Walnut / DS403

"Let us show you how our fabrication services can make your project progress smoothly and accurately!"

Brian Long, V.P.



AGS **PACER** **SERIES 450**

AGS's Manual Straight Sliding Door Systems and End Folding Door/Window Systems utilize the thin sightlines appreciated by store owners and customers alike. Not only is merchandise clearly viewed, but it is secured behind the large expanse of glass when the store is closed.

Door units glide smoothly on our top edge roller system and are securely held in place with a bottom edge guide (sliders) or high strength pivots (end fold). These units may be used with or without a threshold. For added safety and security, Pacer Series entrances feature a hook-bolt lock. Three quarter diameter back to back pull handles are installed and the units are set up for 1/4" or 1" glazing.

The Pacer Series 450 entrances are available in four standard stock finishes: Clear Anodize, Dark Bronze Hardcoat Anodize, Black Hardcoat Anodize, or White Baked Enamel. A full range of custom colors including Kynar finishes are available. Shown right, our easy gliding roller system assures a smooth operation of the door panels



Combine special glass or films with sliders for privacy.



*Three views
of Pacer
Series 450
Sliding Doors.*

PACER SLIDING DOOR SYSTEMS

**Ideal for Malls, Kiosks,
Offices or Restaurants!**



Pacer 450

entrances come in a variety of styles and configurations which can include the addition of transoms and swing doors. Custom sizes are our specialty!




The jacuzzi enclosure (left) opens poolside in summer and stays toasty warm in winter with a Pacer folding entrance system.



3 positions of the Folding Door System allow a restaurant to become a sidewalk cafe.

A wide opening can be created with the End Stacking configuration.

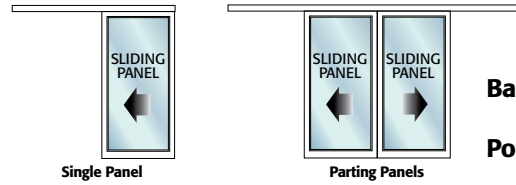


The Pacer Series 450 End Folding Window/Door System

Featuring narrow, medium or wide stile sliding, folding and fixed panel configurations, the Pacer Series 450 entrance is a perfect compliment to AGS's standard flush glazed systems: both 2" x 4-1/2" Flush Glazed System for 1" glass and 1-3/4" x 4-1/2" System for 1/4" glass.

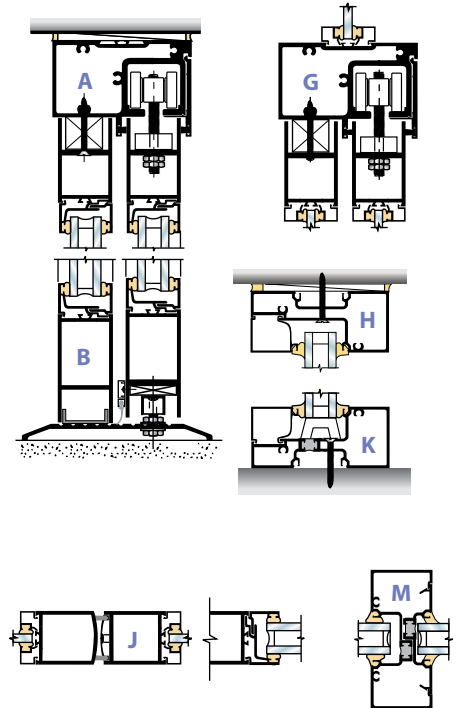
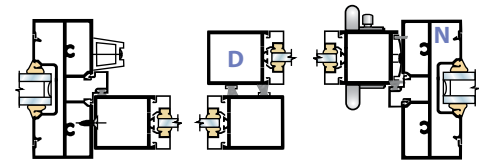
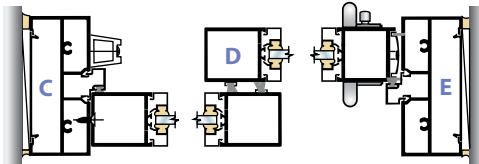
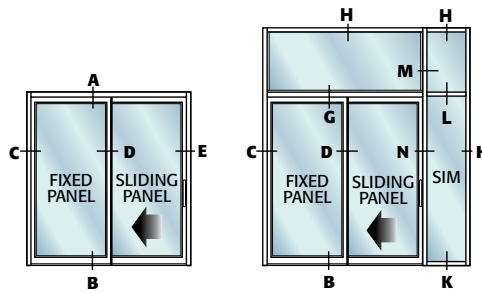
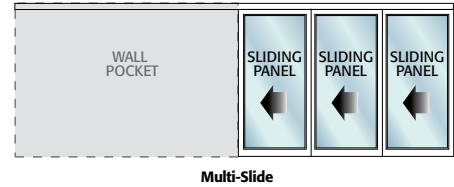
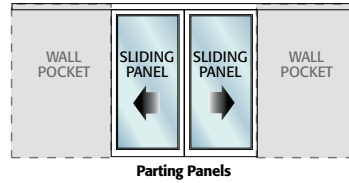


Pacer Sliding Units can be installed as a pocket door, disappearing into the side walls of the building, as a barn door, sliding over the adjacent wall, or as a traditional slider.

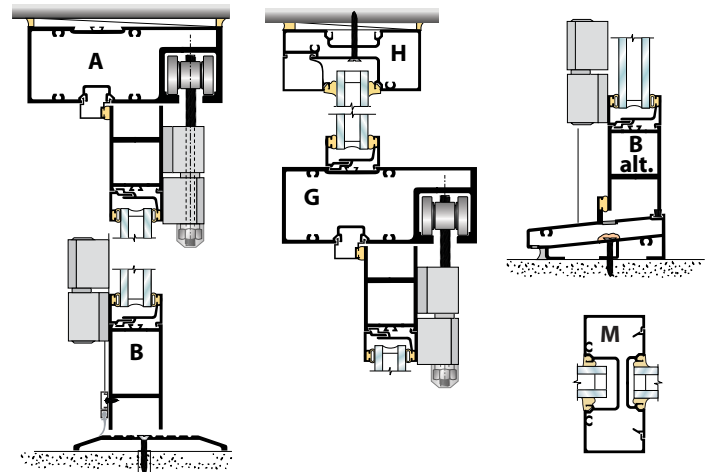
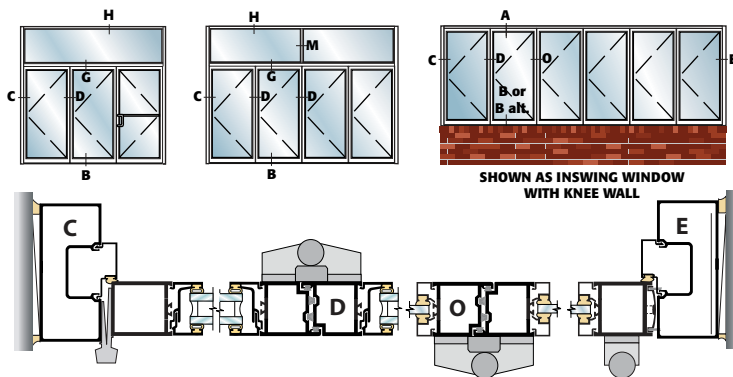


Barn Door Configuration, left

Pocket Slide Configuration, below



PACER SYSTEM DETAILS



Pacer Folding Units are perfect for use in resort and tourist areas where restaurants and gift shops spill out onto the sidewalk, Pacer units ship across the US and can be seen as far west as Hawaii.



WINDOW SYSTEMS



When you are looking for the perfect windows

to enhance your project, you can count on Architectural Glazing System's experienced staff to assist you in every way possible. We will naturally help you with product selection and design, and we'll even present proposal data and preliminary design drawings without charge. AGS has been providing "old fashioned" service that architects and glazing contractors have come to rely on. You see, AGS is independently owned and operated, so you deal with on-the-job, caring owners.



When your project requires commercial windows

with special color appeal, energy savings and style, AGS is the perfect choice. Our vents, hoppers, casement and fixed windows feature heavy duty corner keys with mitred corners, superior white bronze hardware and double weather-stripping in thermal and non-thermal configurations.

AGS windows have been thoroughly tested and are rated at P-HC80 for the 2-1/2" deep Series 25000 Window and at P-HC40 for the 2" deep Series 2000 Window.





We Offer the Following Products and Services:

- Standard and Custom Entrances
- Pacer Series, Top Hung Rolling Doors and End Folding Window Walls
- Custom Storefronts
- Stock Lengths
- Two Projected Window Systems
- Curtainwalls
- Skylights
- Slope Glazing
- Fabrication of Your Materials

**Call Us And
Receive The Service
You Deserve!**

Architectural Glazing Systems, Inc. serves
Glass Dealers and Architects throughout the
New England area and beyond!



**ARCHITECTURAL
GLAZING
SYSTEMS, INC.**

40 Murphy Drive, Avon, MA 02322

PHONE: (508) 588-4845

(800) 498-4845

FAX: (508) 587-3939

WEB: <http://www.archglazing.com>

